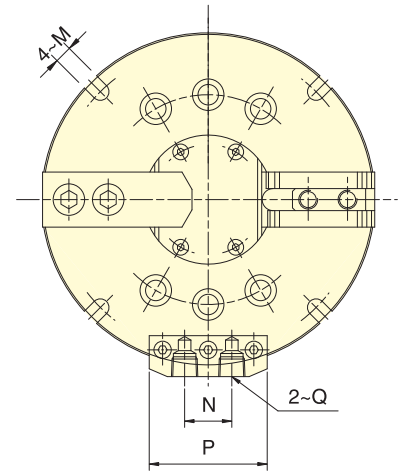
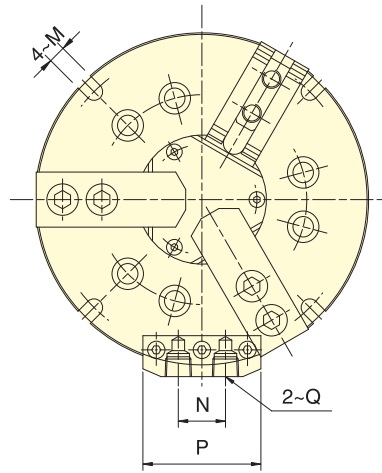
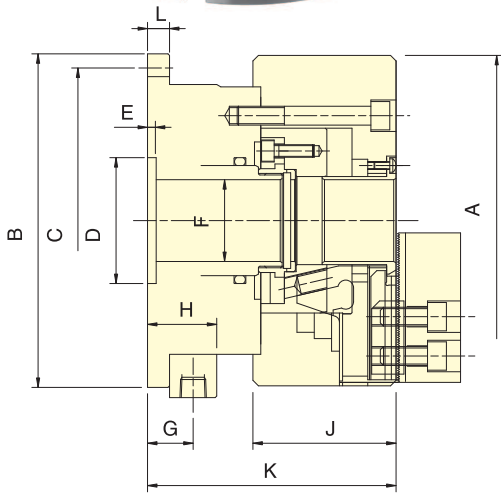




Application/customer benefits

- It's a STATIONARY CHUCKS with two or three jaws for drilling, milling and other machines.
- Specification and size of matching chuck for model VH-200 is the same as model 2H.
- Specification and size of matching chuck for model VH-300 is the same as model 3H.



Specifications

* Subject to technical changes.

Model	Eff. Piston area cm ²		Jaw stroke (Dia.) (mm)	Max. pressure MPa(kgf/cm ²)	Weight (kg)
	Extend	Retract			
VH-204	49.7	46.5	5.4	2.0(20)	7.9
VH-304	49.7	46.5	5.4	3.0(30)	8.1
VH-205	66	58.9	5.4	2.0(20)	11.7
VH-305	66	58.9	5.4	3.0(30)	11.9
VH-206	103.1	94.4	5.5	1.6(16)	19.8
VH-306	103.1	94.4	5.5	2.3(23)	20.2
VH-208	125.7	115.4	7.4	2.0(20)	32.3
VH-308	125.7	115.4	7.4	3.0(30)	33.6
VH-210	202.6	189.3	8.8	1.5(15)	55.5
VH-310	202.6	189.3	8.8	2.3(23)	56.5

Dimensions

Model	A	B	C	D(H8)	E	F	G	H	J	K	L	M	N	P	Q
VH-204	110	150	132	50	5	23	23	34	59	106.5	12	9	26	62	RC1/4
VH-304	110	150	132	50	5	23	23	34	59	106.5	12	9	26	62	RC1/4
VH-205	135	168	150	60	5	30	23	34	60	111	12	9	26	62	RC1/4
VH-305	135	168	150	60	5	30	23	34	60	111	12	9	26	62	RC1/4
VH-206	169	194	176	80	5	40	25	36	81	141	14	11	26	62	RC1/4
VH-306	169	194	176	80	5	40	25	36	81	141	14	11	26	62	RC1/4
VH-208	210	212	190	80	5	45	29	44	91	158	14	13.5	30	75	RC3/8
VH-308	210	212	190	80	5	45	29	44	91	158	14	13.5	30	75	RC3/8
VH-210	254	266	246	90	6	70	32	47	100	190	17	13	30	75	RC3/8
VH-310	254	266	246	90	6	70	32	47	100	190	17	13	30	75	RC3/8